


Ersa Selective Soldering Systems

In a class of its own!



Ersa SMARTFLOW 2020 and ECOSELECT Compact System with High-End Technology. No compromises in quality.



Ersa SMARTFLOW 2020

The perfect start-up solution

Compact without compromises, extremely smart!

Highlights Ersa SMARTFLOW 2020

- VERSAFLOW technology on small footprint
- Modern operation and visualisation software ERSASOFT 5
- Extremely maintenance-friendly
- Full-area upper/lower IR preheating (adjustable)



Ersa ECOSELECT 1

Small footprint – high-end technology

Selective soldering for small series and prototypes.

Highlights Ersa ECOSELECT 1

- Compact Batch system with small footprint
- Up to two soldering pots and two flux heads to increase throughput
- Full-area lower IR preheating (adjustable)
- Upper convection heating

Inline- and Batch-System

for highest selective soldering quality



Ersa ECOSELECT 2

Highlights Ersa ECOSELECT 2

- Compact selective soldering system with small footprint
- Batch or inline production
- Up to two fluxheads and soldering pots to increase throughput
- Full-area lower IR-preheating (adjustable)
- Upper convection preheating

Ersa VERSAFLOW 4 and VERSAFLOW 3

The best made even better.
The next generation with new features.

Worlds leading inline selective soldering system

The modular platform offers always the right combination for your needs and your budget



Ersa VERSAFLOW 3/45

Highlights Ersa VERSAFLOW 3

- High-End selective soldering system for the integration in inline production concepts
- Single-wave soldering for higher flexibility or multiwave soldering for high-volume processes
- Product changes without down-time even in multiwave processes
- Parallel process due to the separation of flux, preheating and soldering process
- Operation of up to four spray heads
- Up to five lower preheatings with optional upper convection heating
- Flexible system configuration due to modular concept
- Perfect for the connection to assembly stands and periphery
- Connection to traceability systems for process control

VERSAFLOW 4 – The next generation

The best made even better!



Ersa VERSAFLOW 4/55

additional Highlights VERSAFLOW 4/55

- Working area 20 x 20"
- Fluxer y-variabel
- Soldering module y/z variable
- Continuous roller conveyor
- State-of-the-art user interface ERSASOFT 5
- Power convection

Worlds leading inline selective soldering system

Customized for you. Highest flexibility for unrivaled productivity.



Parallel processes in certain modules for highest throughput

The worldwide leading inline selective soldering system VERSAFLOW performs up to the highest demands on flexibility and throughput rate. With virtually infinite system configurations available, these systems can be specified so as to meet all customer demands.

The new models of the VERSAFLOW 4 series convince not only by the flexible modular concept and the improved process flexibility, but also with a ultra-modern user interface - the new ERSASOFT 5. Additional module extensions ensure the ability of the VERSAFLOW to handle most future demands.

The Ersä VERSAFLOW 4/55 is the 4th generation of the leading inline selective soldering system, and inspires with its completely new control software and further raised process flexibility.

The more than 2000 systems installed in manufacturing facilities worldwide, and their satisfied customers who have an excellent return on their investment, are adequate proof for Ersä leadership position in automated selective soldering.



Solder pot with single solder nozzle



Dual solder pots with soldering nozzels in different shapes



Single solder pot with MINI-DIP



Single solder pot with MINI-VARIO-WAVE



MULTIWAVE soldering nozzles



No setup time due to programmable y-variable flux module



Speed regulated, full area convection for individual preheating performance



Innovative Y/Z-variable dual solder pot system



Automatic nozzle cleaning



Award-winning user interface ERSASOFT 5

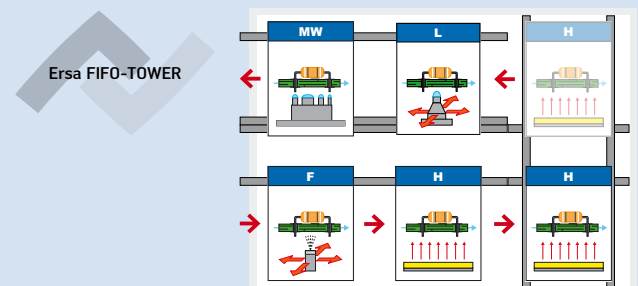
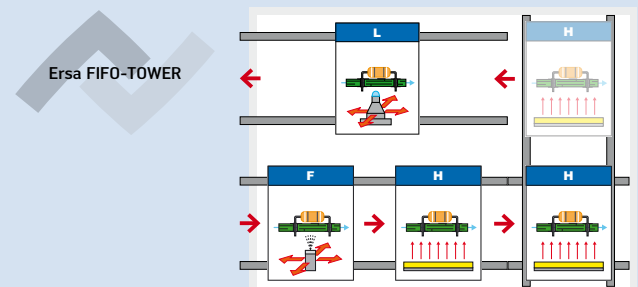
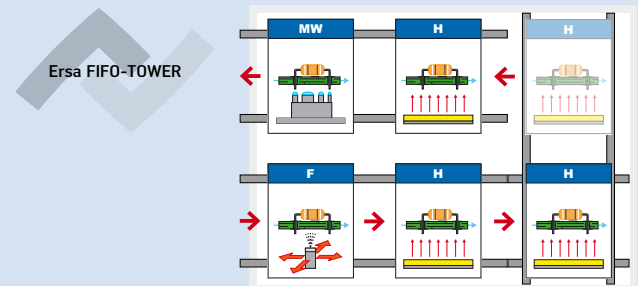
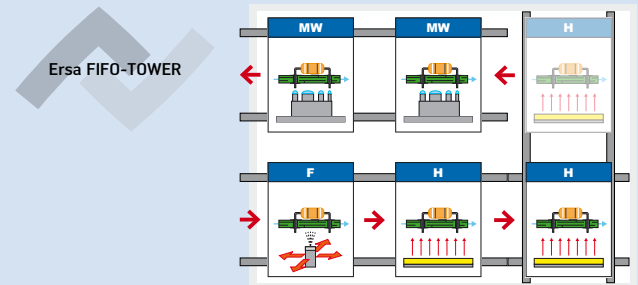
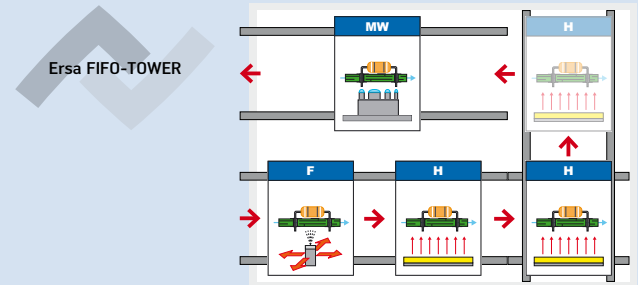
Ersa ECOCELL

Uncompromising in throughput and quality –
Flexible in production layout

Inline- and Batch-System
highest flexibility in production layout



Ersa ECOCELL with FIFO-TOWER

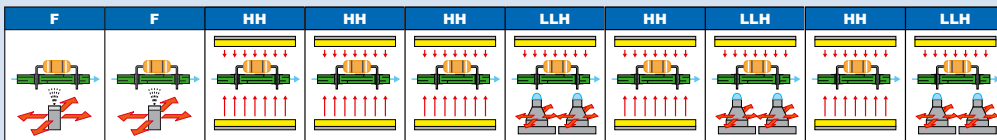
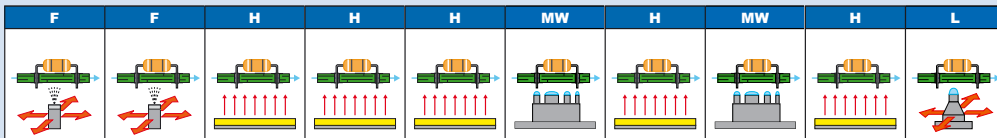
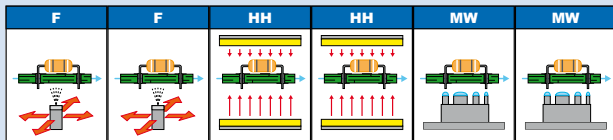
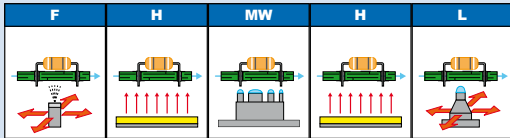
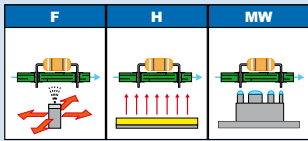
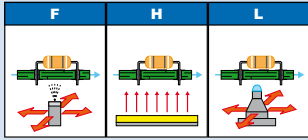


Highlights Ersa ECOCELL

- High-end selective soldering system for lean production processes (u-shape)
- Single wave soldering for highest flexibility or multiwave soldering for high-volume applications
- Product changes without down-time even in multiwave soldering processes
- Parallel processes due to the separation of flux, preheating and soldering process
- Operation of up to four spray heads
- Up to two lower preheatings and optional upper convection heating
- Perfect for the connection to assembly stands and periphery
- Connection to traceability systems for process control

The Erska Modular-System

Always the right combination for your needs and your budget

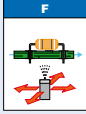
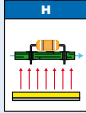
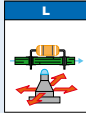
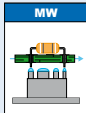
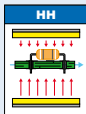
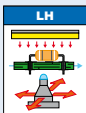
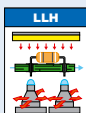
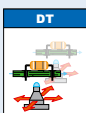



Configuration examples

The combinations of the arrangement of different modules show only some of the possibilities of the extremely flexible Erska modular system concept.

Depending on a customer's request, with the addition of the optional dual pot feature and/or the dual track feature, throughput could be substantially enhanced without increasing floor space requirements.

Legend:

-  Fluxer module fitted with flux spray unit
-  Preheat module fitted with button-site preheat
-  Solder module with single wave unit
-  Solder module fitted with multi wave solder bath
-  Preheat module with button-site and top-site preheat
-  Solder module with single wave unit and top-site preheat
-  Solder module with dual pod and top-site preheat
-  dual track feature with two parallel single wave units



SMARTFLOW 2020

ECOSELECT 1

ECOSELECT 2

ECOCCELL

VERSAFLOW 3/4/5

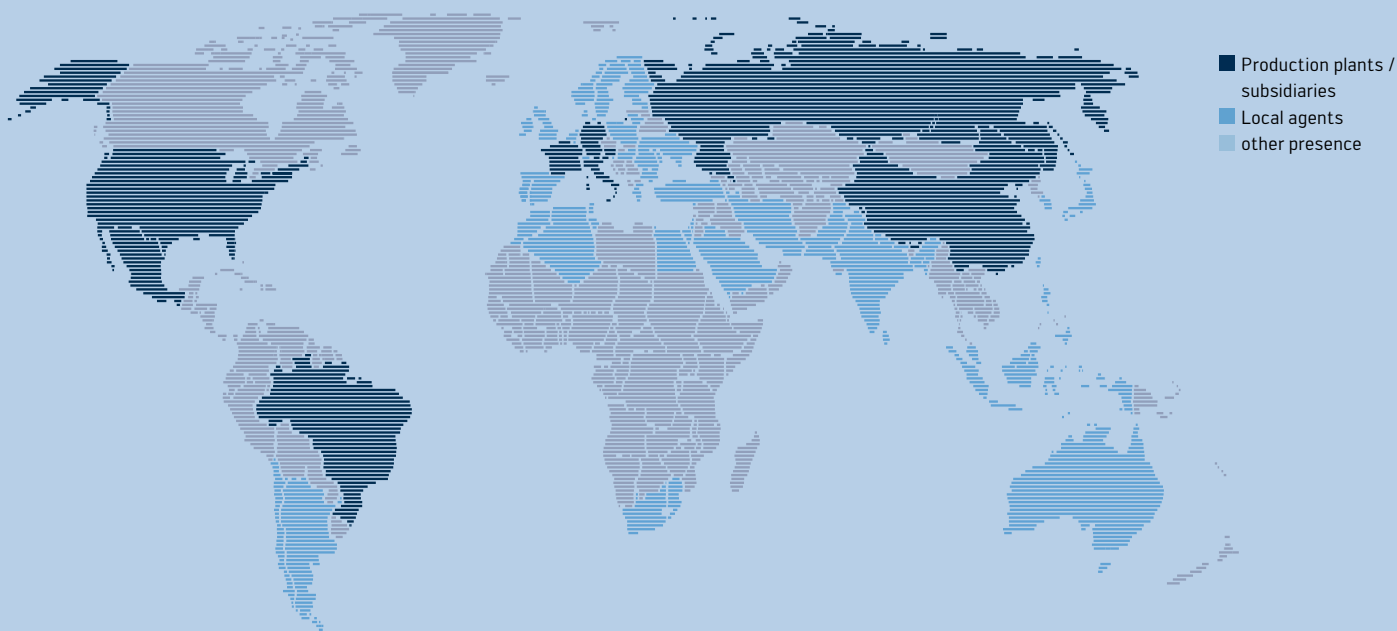
VERSAFLOW 3/6/6

VERSAFLOW 4/5/5

Modules							
Flux module	1	1	1	1	2	1	2
Max. Number of spray heads per flux module	1	1-2	1-2	1-4	1-4	1-2	1-4
Number of spray heads per flux module	1	1-2	1-2	1-2	1-2	1-2	1-2
Preheating module	1	1	1	1-3	1-5	1-5	1-5
Soldering module	1	1	1	1-2	1-3	1-3	1-3
Number of solder pot per module	1	1-2	1-2	1-2	1-2	1-2	1-2
Conveyor system							
Autom. conveyor width adjustment			■	■	■	■	■
Dual track conveyor system					■	■	
Center support			■		■	■	
Heavy-load conveyor system			■	■	■	■	■
Conveyor extension			■		■		
Fluxer							
1 Fluxer 1 tank	■	■	■	■	■	■	■
2 Fluxer 1 tank		■	■	■	■	■	■
2 Fluxer 2 tanks		■	■	■	■	■	■
3 Fluxer 1 tank			■	■	■	■	■
4 Fluxer 1 tank				■	■	■	■
4 Fluxer 2 tanks					■	■	■
Additional area spray head				■	■	■	■
Spray test function	■	■	■	■	■	■	■
Fiducial recognition		■	■	■	■	■	■
PCB-clamping in flux module			■	■	■	■	■
Flux pressure control		■	■	■	■	■	■
Preheating							
Segmented heating				■	■	■	■
Temperature monitoring, pyrometer					■	■	■
IR emitters upper heating	■						
Upper convection heating		■	■	■	■	■	■
Upper heating in soldering module		■	■	■	■	■	■
Failure monitoring emitter heating	■	■		■	■	■	■
Power convection upper heating							■
Soldering module							
Second solder pot in the soldering module		■	■	■	■	■	■
y variable		■	■	■	■	■	
z variable		■	■	■	■	■	
y/z fix		■	■	■	■	■	
y/z variable *							■
MINI VARIO WAVE	■	■	■	■	■	■	■
Multiwave mechanic solder pump					■		■
Multiwave inductive solder pump				■	■		
Multiwave inductive solder pump, XL					■		
MINI-DIP	■	■	■	■	■	■	■
Automatic solder wire feeder	■	■	■	■	■	■	■
Automatic nozzle cleaning		■	■	■	■	■	■
Roller conveyor in soldering module				■	■	■	■
Fiducial recognition		■	■	■	■	■	■
Recognition of PCB deflection		■	■	■	■	■	■
Process controll camera	■	■	■	■	■	■	■
N2-heating	■	■	■	■	■	■	■
PCB downholder system			■	■	■	■	■
Residual O ₂ monitoring in				■	■		■
Interface							
SMEMA			■	■	■	■	■
Scanner	■	■	■	■	■	■	■
Traceability	■	■	■	■	■	■	■
Transponder reading device	■	■	■	■	■	■	■
Additional							
Touchscreen	■	■	■	■	■	■	■
CAD - Assistant	■	■	■	■	■	■	■
Peripherie/ inlet/outlet	■		■	■	■	■	■
Upper sensors			■	■	■	■	■
Locking for viewing panels			■		■	■	■
Glasspanes ESD-fit		■	■	■	■	■	■
Maintenance „On the Fly“				■	■		■

* VERSAFLOW 4/55: fully automatic

Electronics Production Equipment Worldwide Presence



America
Ersa North America
1779 Pilgrim Road
Plymouth, WI 53073
USA
Phone +1 920 893 3772
from the US: 1 800 363 3772
Fax +1 920 893 3322
info-ena@kurtzera.com
www.ersa.com

Mexico
Kurtz Ersa, S.A. de C.V.
Felipe Angeles No. 52
Col. Bellavista Tacubaya
01140 México, D.F.
México
from Mexico: 01 800 099 0357
from the US: 1 800 848 5628
from Germany: 0800 188 8932
info-kmx@kurtzera.com
www.ersa.com

Ersa GmbH
Leonhard-Karl-Str. 24
97877 Wertheim/Germany

Asia
Ersa Asia Pacific
Unit 03-05, 8th Floor
One Island South
No. 2 Heung Yip Road
Wong Chuk Hang
Hongkong
China
Phone +852 2331 2232
Fax +852 2758 7749
info-eap@kurtzera.com
www.ersa.com

China
Ersa Shanghai
Room 720, Tian Xiang Building
No. 1068 Mao Tai Rd.,
Shanghai 200336
China
Phone +86 213126 0818
Fax +86 215239 2001
info-eap@kurtzera.com
www.ersa.com

Phone. +49 9342 800-0
Fax +49 9342 800-127
info@ersa.de
www.ersa.com

Ersa France
Division de
Kurtz France S.A.R.L.
15 rue de la Sucharde
21800 Chevigny Saint Sauveur
France
Phone +33 3 80 56 66 10
Fax +33 3 80 56 66 16
info-efr@kurtzera.com
www.ersa.com